

Series BZ9 Ball Valve


Three-Piece Bronze Ball Valve, Full Port
 Sizes 1/2" ~ 2"



The SVF Series BZ9 valves are designed for superior performance in general purpose, plant-wide applications. The direct-mount feature reduces the size and weight of traditional automated valves. The BZ9 features a double stem seal design to provide superior performance in high cycle applications.

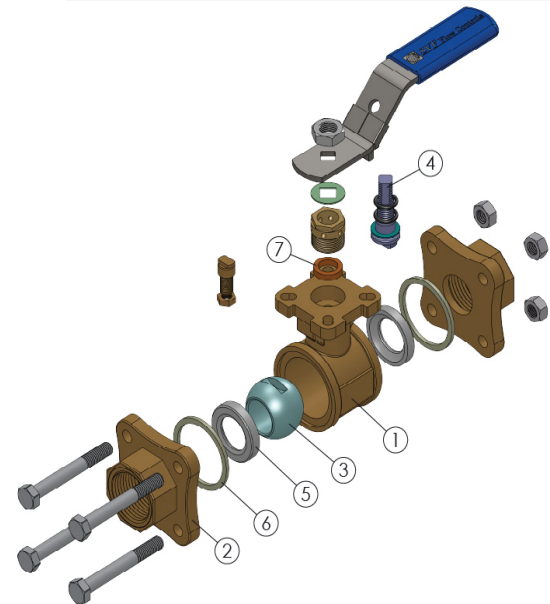
SERIES BZ9 DESIGN FEATURES

- ✓ Designed & built for economical performance
- ✓ Pressure rated for 600 psi
- ✓ Adjustable Screw Gland
- ✓ Tested and inspected to API-598 standard
- ✓ Full Port flow path for maximum flow
- ✓ Built-In ISO 5211 direct mounting pad for easy automation
- ✓ End connections include SE (Screwed Ends, FNPT) and TE (Sweat Ends)
- ✓ Three-piece "swing out" design offers easy access for in-line maintenance
- ✓ Lockable in the "Open" or "Closed" position



MATERIALS OF CONSTRUCTION

ITEM	DESCRIPTION	MATERIALS SPECIFICATIONS
1	Body	Bronze C84400
2	End Connector	Bronze C84400
3	Ball	316 Stainless Steel
4	Stem	316 Stainless Steel
5	Seat	PTFE
6	Body Seal	PTFE
7	Stem Seal	PTFE



SPECIFICATION STANDARDS OF COMPLIANCE

SVF Series V8 Ball Valves are available in designs that meet the following Industry Standards:

- ANSI
- ASTM
- ASME
- ISO

Contact SVF for specific applications

What do you need today?™



Series BZ9 Ball Valve

Three-Piece Bronze Ball Valve, Full Port
 Sizes 1/2" ~ 2"

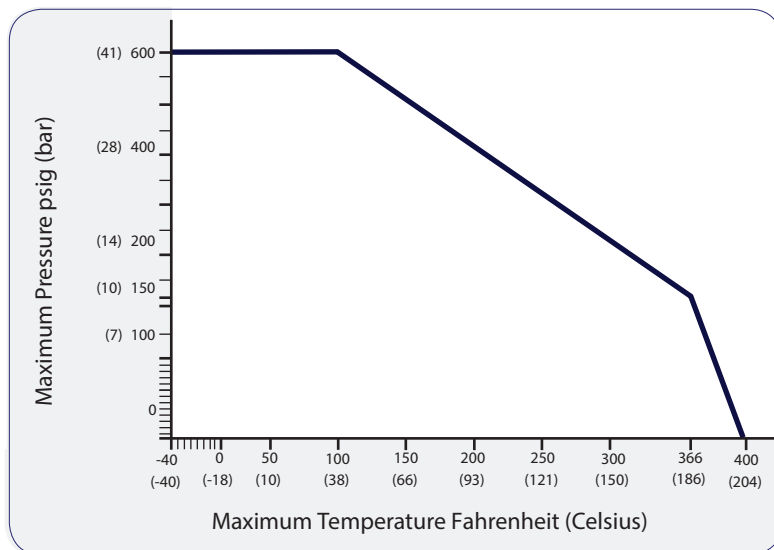


DIMENSIONS, WEIGHT, C_v, TORQUE

Size	A (Sweat Ends)		A1 (FNPT)		B		D		L		Weight		C _v	Torque* PTFE	
	in.	mm	in.	mm	in.	mm	in.	mm	in.	mm	lbs	kg		in-lbf	Nm
1/2"	2.60	66	2.95	75	0.59	15	4.37	111	2.72	69	1.69	0.76	23	31	4
3/4"	3.07	78	3.19	81	0.81	21	4.37	111	3.11	79	2.24	1.02	50	66	7
1"	3.62	92	3.74	95	0.98	25	5.00	127	3.39	86	3.08	1.40	57	113	13
1-1/2"	4.53	115	4.37	111	1.50	38	5.87	149	4.53	115	5.94	2.70	170	240	27
2"	5.71	145	5.20	132	1.97	50	5.87	149	4.96	126	8.91	4.05	340	260	29

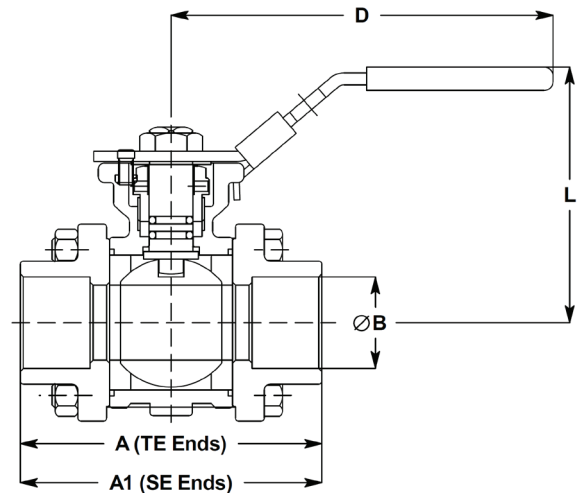
* At full differential pressure for clean fluids

BZ9 - PRESSURE/TEMPERATURE CHART



Class 300

Note: Maximum pressure & temperature is limited to the seat material rating



Series BZ9 Ball Valve

Three-Piece Bronze Ball Valve, Full Port
 Sizes 1/2" ~ 2"



How To Order Guide (Columns 1 thru 11)

1 SERIES	2 BODY	3 ENDS	4 BALL	5 STEM	6 SEAT MATERIAL	7 BODY SEAL	8 END CONNECTIONS	9 VALVE SIZE	10 OPTIONS	11 SPECIAL SERVICES
BZ90	2 = Bronze C84400	2 = Bronze C84400	6 = 316 Stainless Steel	6 = 316 Stainless Steel	T = PTFE	T = PTFE	SE0 = Threaded Ends (FNPT) TE0 = Sweat Ends (for Copper Tubing)	005 = 1/2" 007 = 3/4" 010 = 1" 015 = 1-1/2" 020 = 2"	00 = None	00 = None

Order Example: (BZ902266TTSE00050000) The Part Number will contain 20 digits.

Ordering Code Sequence >>

Sample Part Number >>

